



**MAXX**  
**Motion**

**VCSR**

PRETEKY CESTNÝCH  
AUTOMOBILOV NA OKRUHU

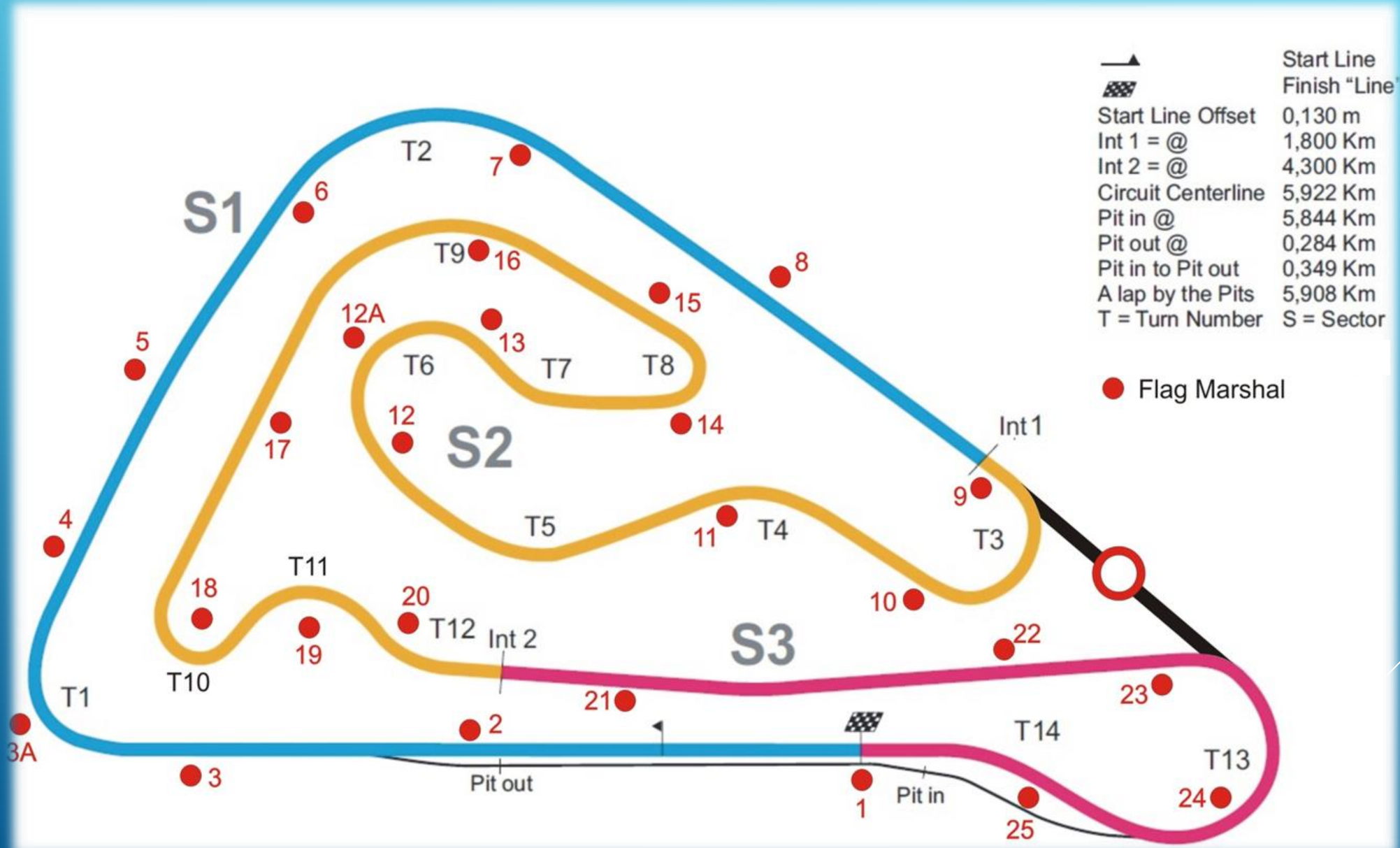
# DRIVER'S BRIEFING

Race Director  
Clerk of the Course  
Chairman of the Stewards  
Stewards

Peter KEVICKÝ (SVK)  
Peter JAKUS (SVK)  
Dušan KOBLIŠEK (SVK)  
Veronika Bartošová (CZE)  
Ľubomír ŠIMKO (SVK)




# Track, sectors...



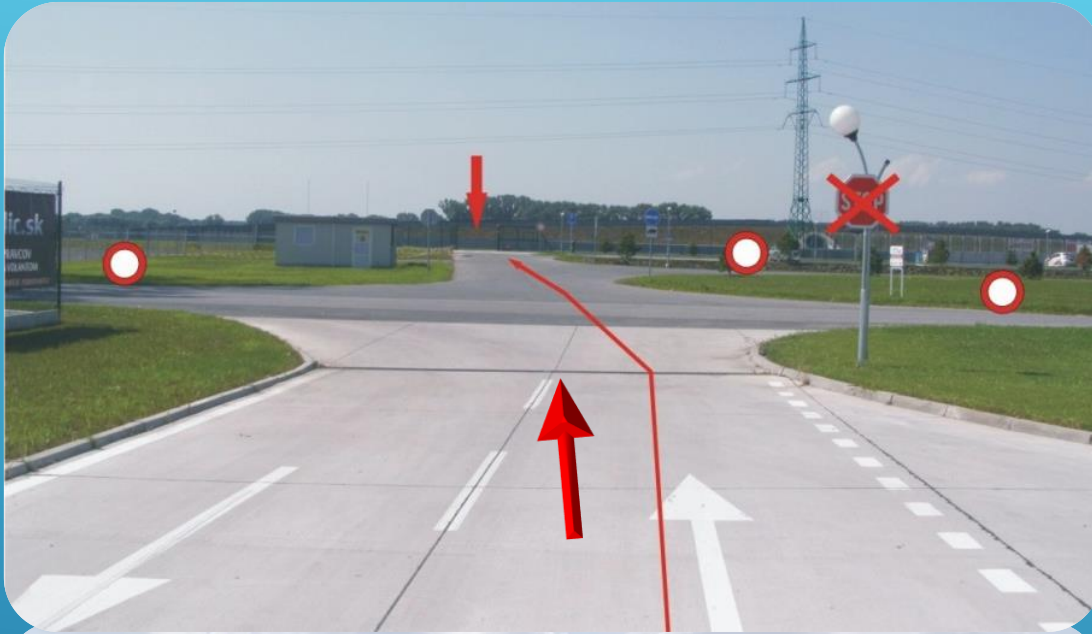


# Access for race cars and paddock teams into the pit lane






# Track access from Paddock 2 (if it will be used)

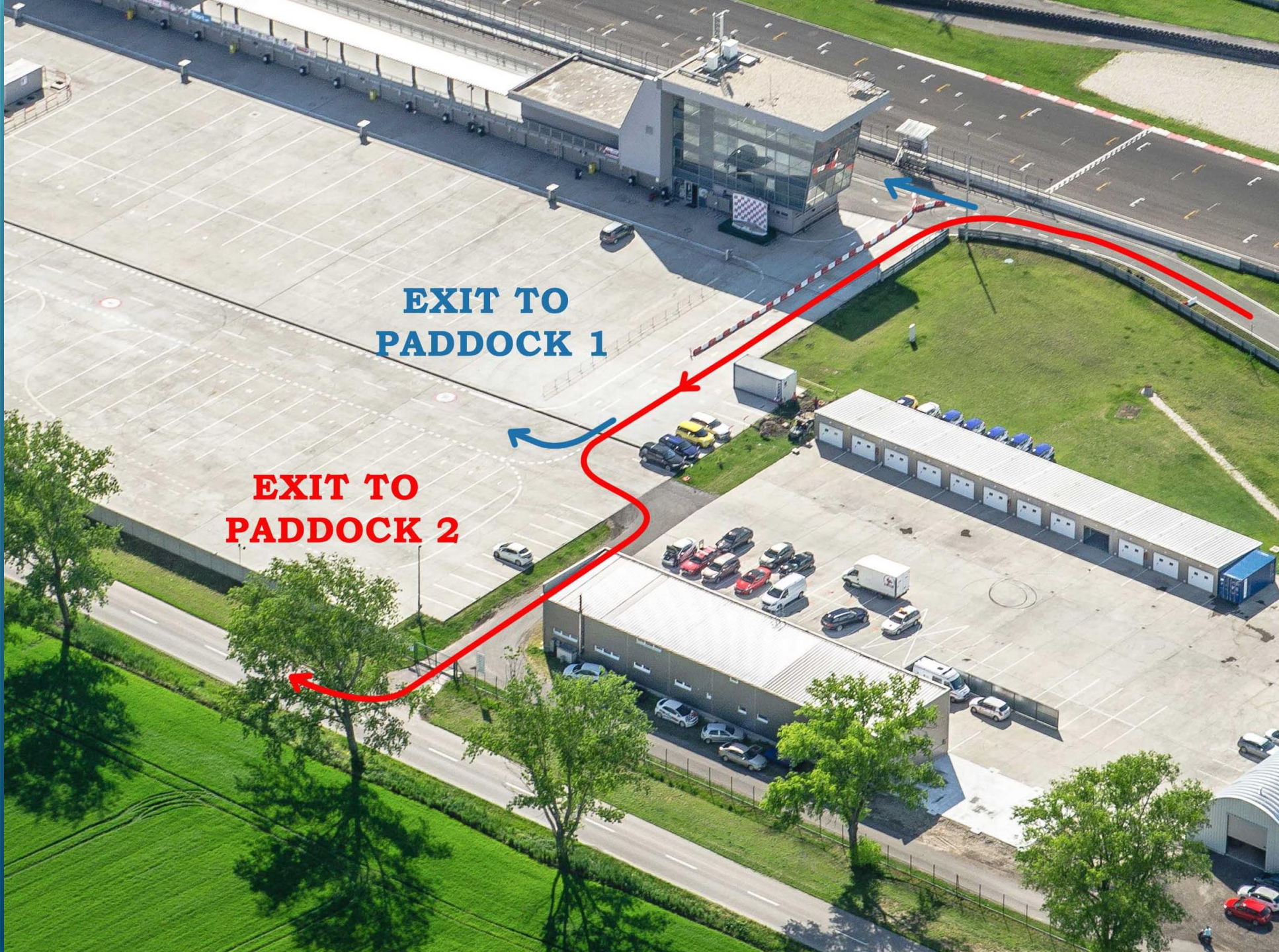




# EXIT to Paddock 2







**EXIT TO  
PADDOCK 1**

**EXIT TO  
PADDOCK 2**



Only team members are allowed to enter the pit lane, the pit wall and the starting grid !!!

**Access  
for the  
team  
members**

- All staff in the pit lane must wear the access pass which you will receive during the administrative check
- If possible clearly visible
- 6 passes for 1 team : 1 driver, 1 manager and 4 mechanics
- for endurance race we will use vests for mechanics and „captain“ armband for manager, refuelling crew in flameproof clotting don't need any approval

# Pit exit



It is strictly forbidden to cross the white line by the driver coming out of the pit lane



60


Beginning



radar

# Speed limit in the pit lane

Ending



the mandatory pit lane time 120s during endurance race will be measured between these two lines

radar will be used and a fine of €100 will be imposed for each violation



# Qualifying and starting grid



## Qualifying

- 25 min.
- 30 min. for endurance
- 20 min. Clio Cup



## Qualification limit for all classes

120% of the fastest time  
(110% for Clio)



## If I don't reach the limit?

A written request to the director no later than 70 minutes before the race



## Race 1 starting grid

According to qualifying 1 times



## Race 2 starting grid

According to qualifying 2 times (if your class has 2 qualifications)  
Clio according Race 1



where can i find the starting grid

It will be published max. 60 min before the start in the sportity app





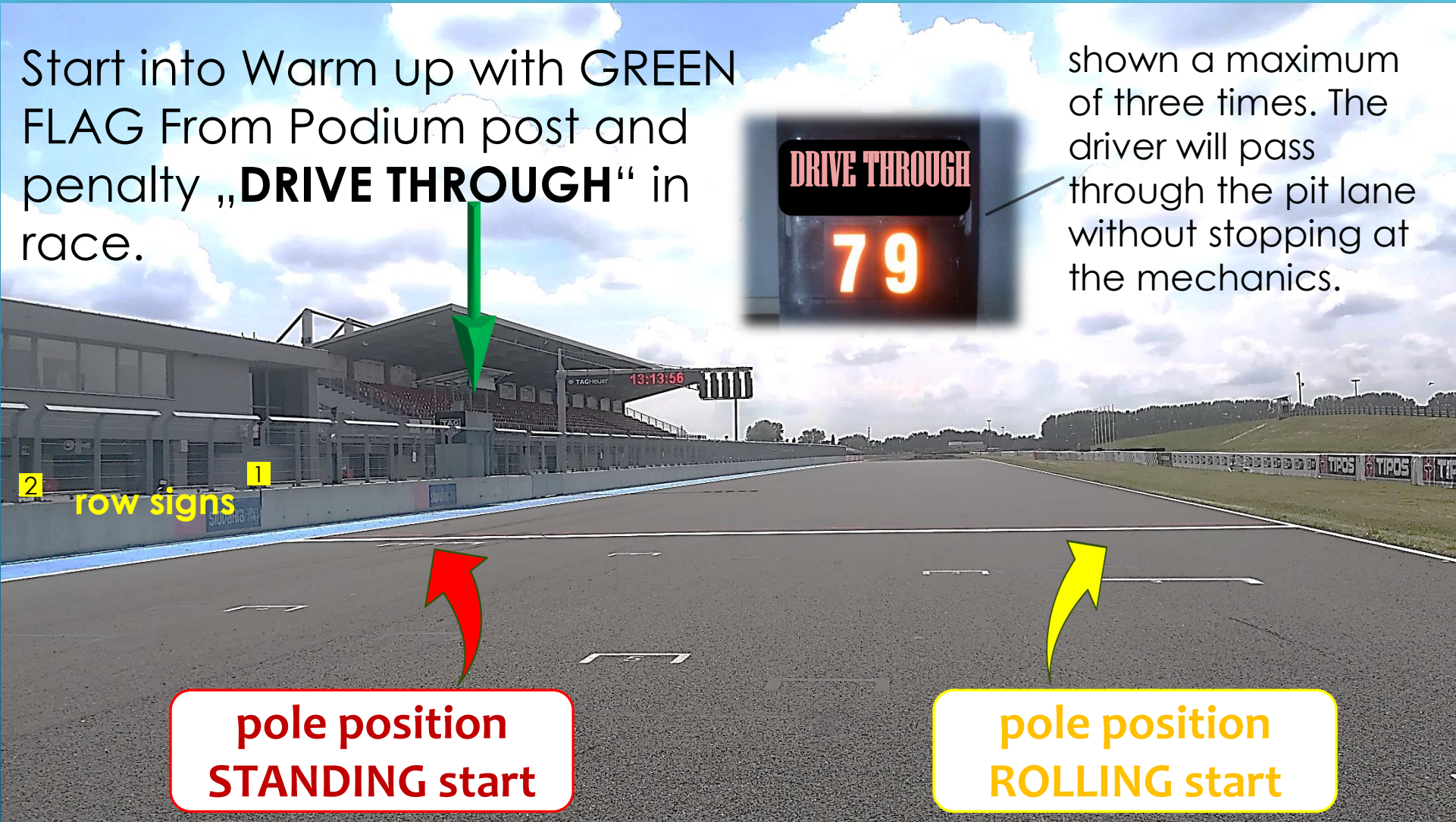
# STARTING GRID

Start into Warm up with GREEN FLAG From Podium post and penalty „**DRIVE THROUGH**“ in race.

shown a maximum of three times. The driver will pass through the pit lane without stopping at the mechanics.

DRIVE THROUGH

79



**pole position  
STANDING start**

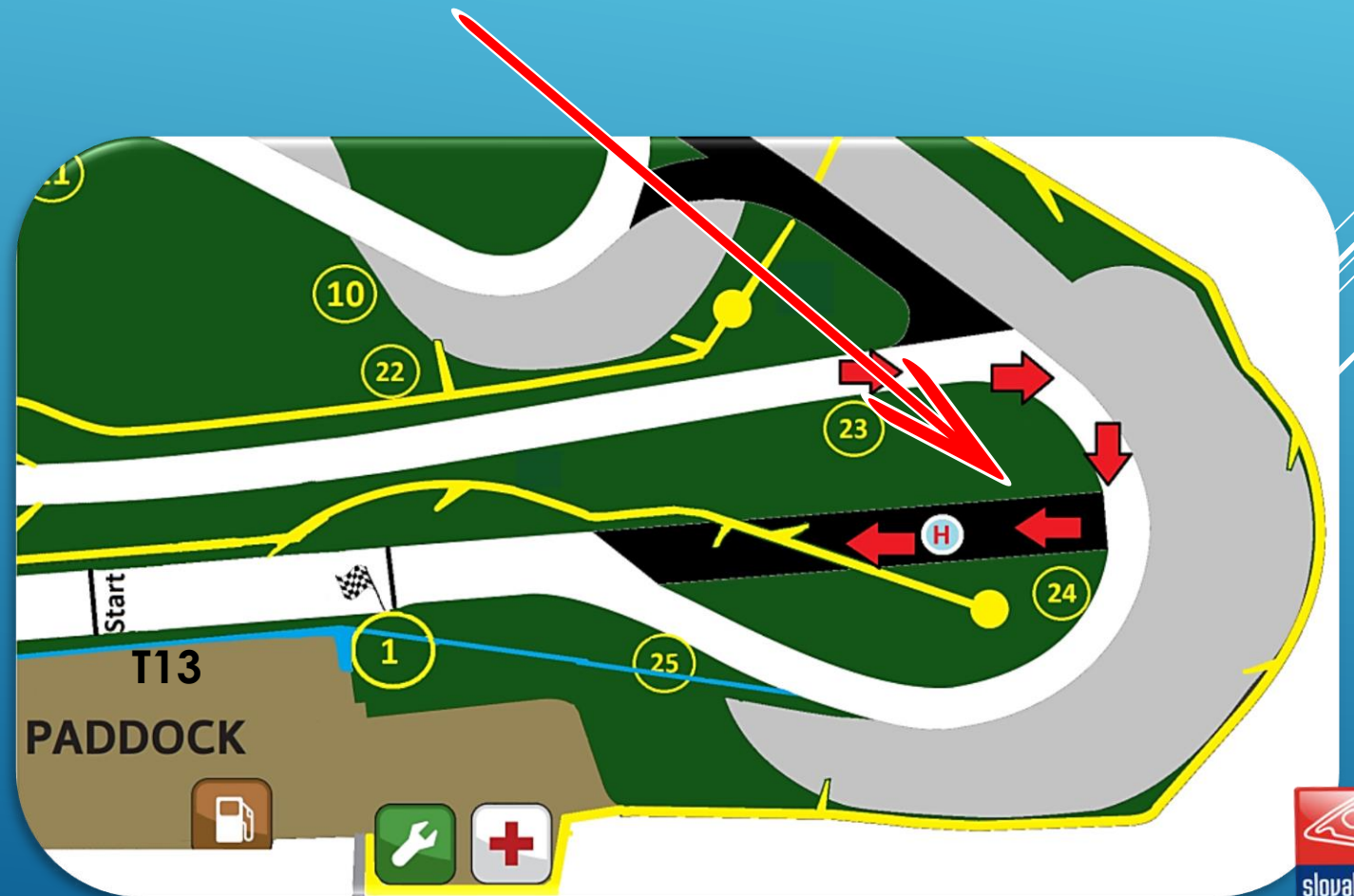
**pole position  
ROLLING start**



# access to the grid

In the case that more than 34 vehicles will be on grid, access to the grid will be coordinated by Marshalls through the old heliport in turn No. 13

Remember that after the start the race will continue according to the classic layout





# pit lane

It is forbidden to enter the fast lane before opening of the PIT EXIT

## starting procedure

pit exit open for 5 min.

on the grid :

**5 min**

wheels must be fitted

**3 min**

the car must stand on its wheels

**1 min**

engine start

**15 sec**

everybody must leave the grid





# standing start

**5 sec**

- after the last car is in place  
5 sec. sign from podium post
- Clio - red lights come on every second = 5s
- starting lights (red) are turned on and off (2-5 s)



**MOMENT OF START IS WHEN STARTING LIGHTS ARE TURNED OFF**

if a problem arises, after returning to the grid at the end of the formation lap:

- the driver must raise his hands above his head, respectively open the door
- if the starter decides, the start will be delayed, the yellow lights will be shown and an “EXTRA FORMATION LAP” board will be displayed – keep engine running
- a few seconds later the green lights will be switched on
- all cars able to do so must start a new formation lap
- the car which has caused the start abort will be pushed into the pit lane

**EXTRA FORMATION LAP**



# ROLLING START – D4 GT, TC-2.0 and endurance

- behind the leading car into the formation lap.



at the last  
elevation (marshal  
post 21)

from this point the cars  
line up in formation

- the lights will be red, the cars **must** hold the 2x2 formation and the vehicle on the pole position gives guides the rest of the field at a speed 70 - 90 km/h. \*

**MOMENT OF START IS WHEN STARTING LIGHTS ARE TURNED OFF**

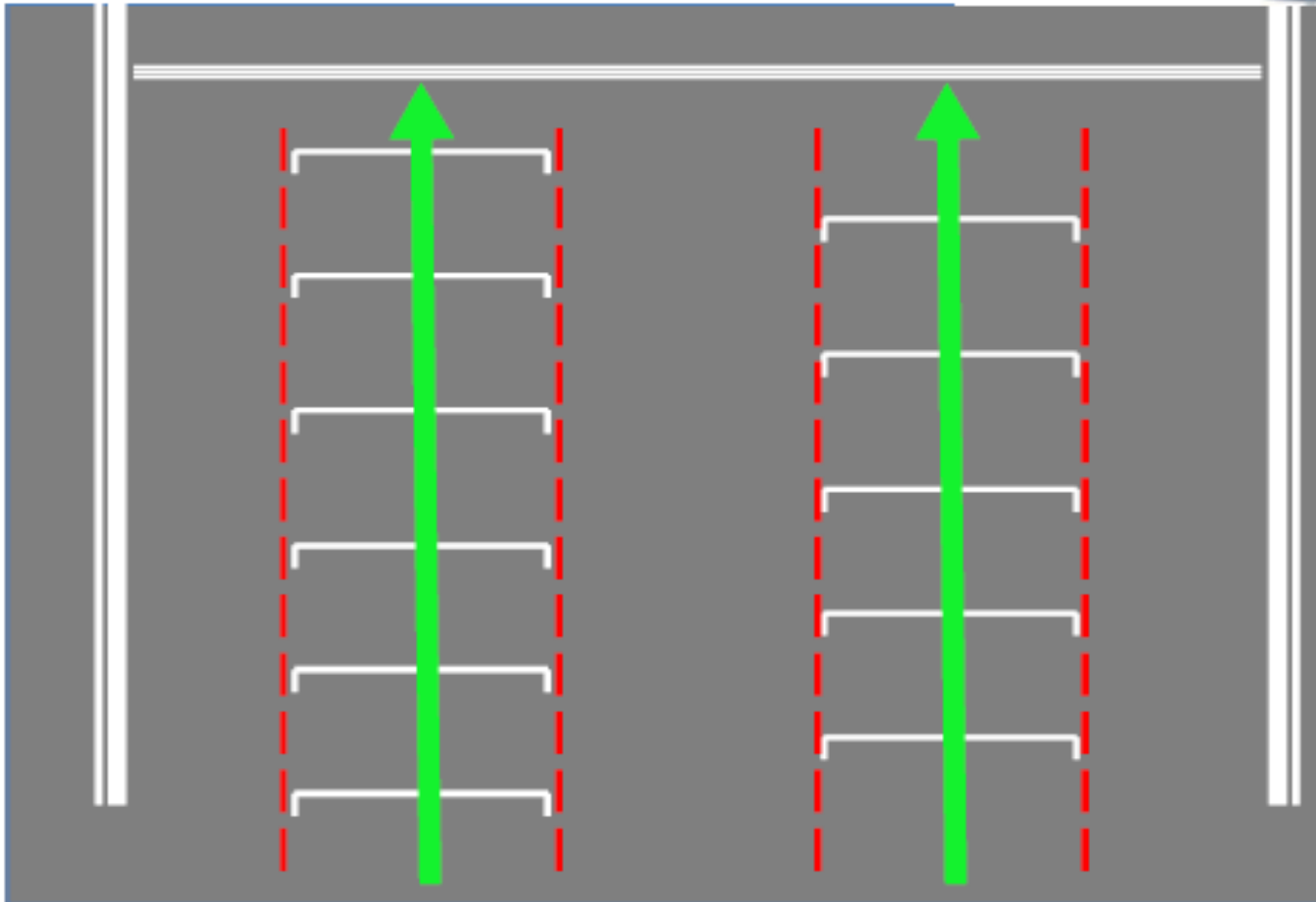
- If a problem arises at the end of the formation lap, the red light will stay on. The cars, will complete a new formation lap.





# ROLLING start

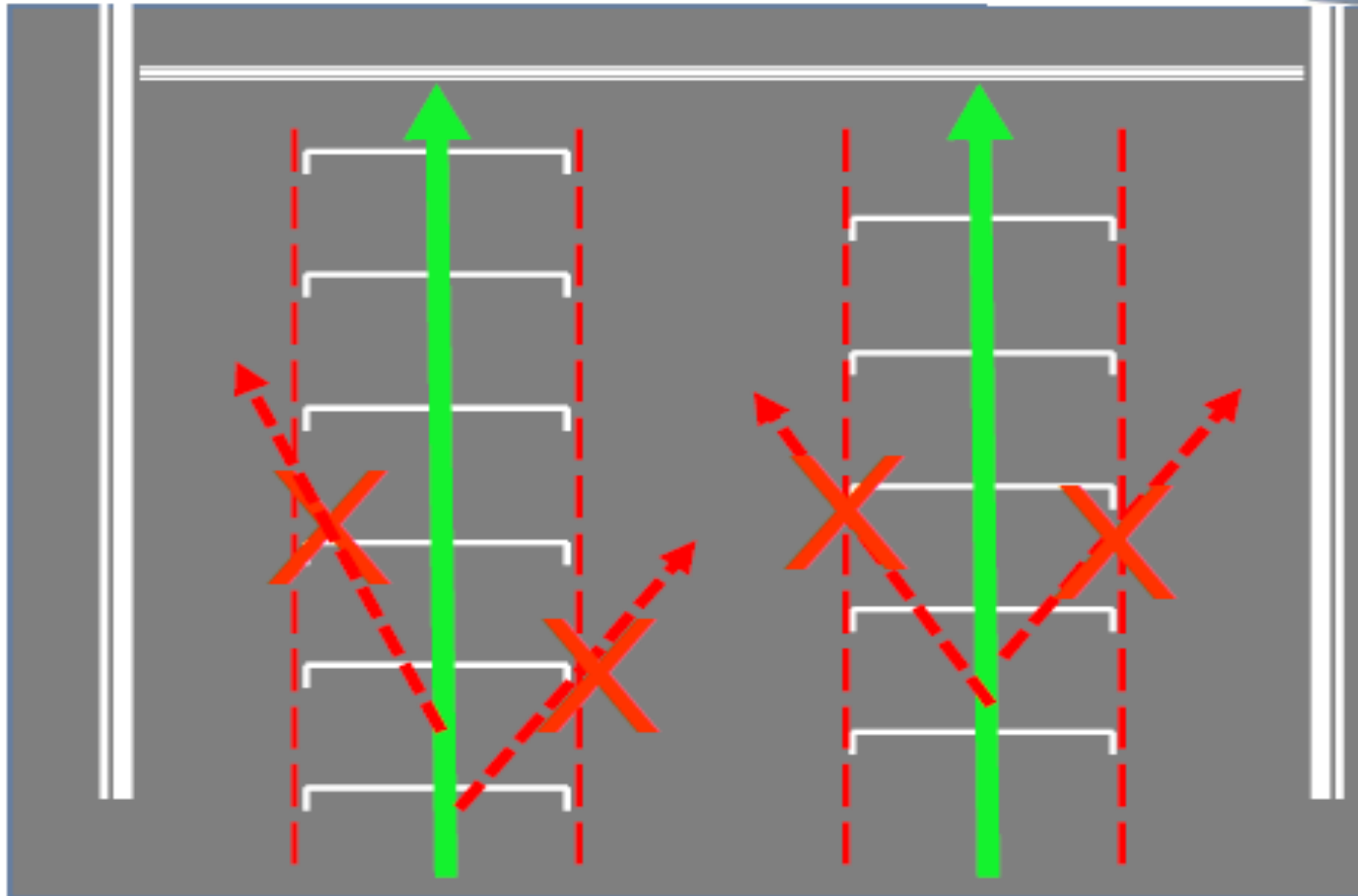
Starting lights: RED - OFF



The cars must hold the starting formation by driving from the beginning over the „starting boxes“ on their respective sides (starting corridors).

# ROLLING start

Starting lights: RED - OFF

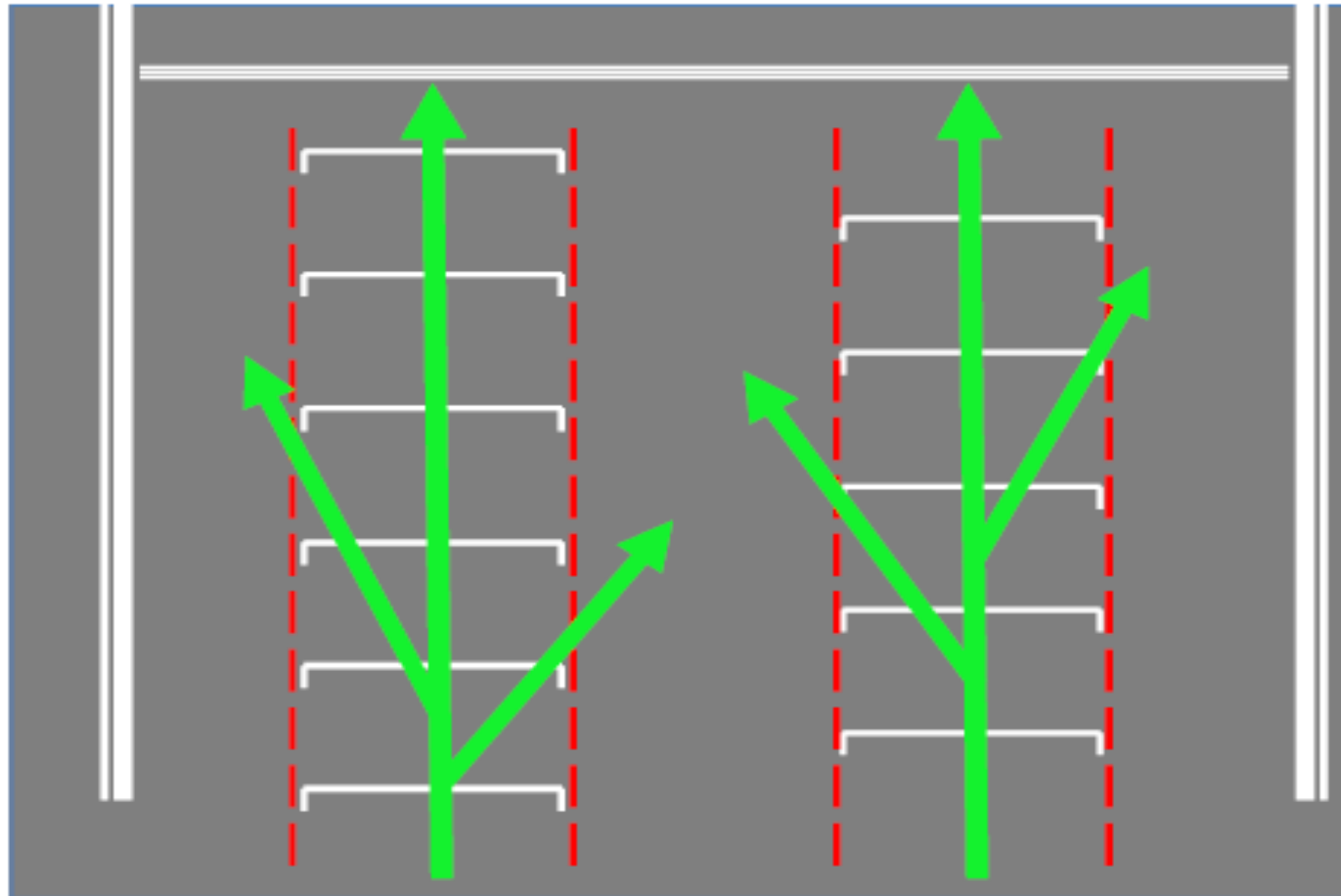


**Pushing on or slowing down as well as leaving the respective starting corridor is forbidden before the starting signal is given.**



# ROLLING start

Starting lights: RED - OFF



The starting signal is given when the red lights are turned OFF. Accelerating as well as leaving the formation and the starting corridors is allowed from this time.

# wet race and wet tyres



**WET**

- If the race is declared wet with a 5 min board, the WET board will also be shown. In this case, the race will not be interrupted in case of rain.
- If the rain comes wet tyres are allowed throughout the event. It is up to you which tyres you use.



# TRACK LIMITS

Drivers must respect the track limits !

one wheel must always be on the track (between two white lines)

Driving on „green“ asphalt will not be penalized unless you get the advantage - overtaking in this way is forbidden



- 1 Track marshal post
- Entrance
- Driveways
- Race track
- Run-off areas
- Service road
- Grass plot
- Horizon
- Agency room



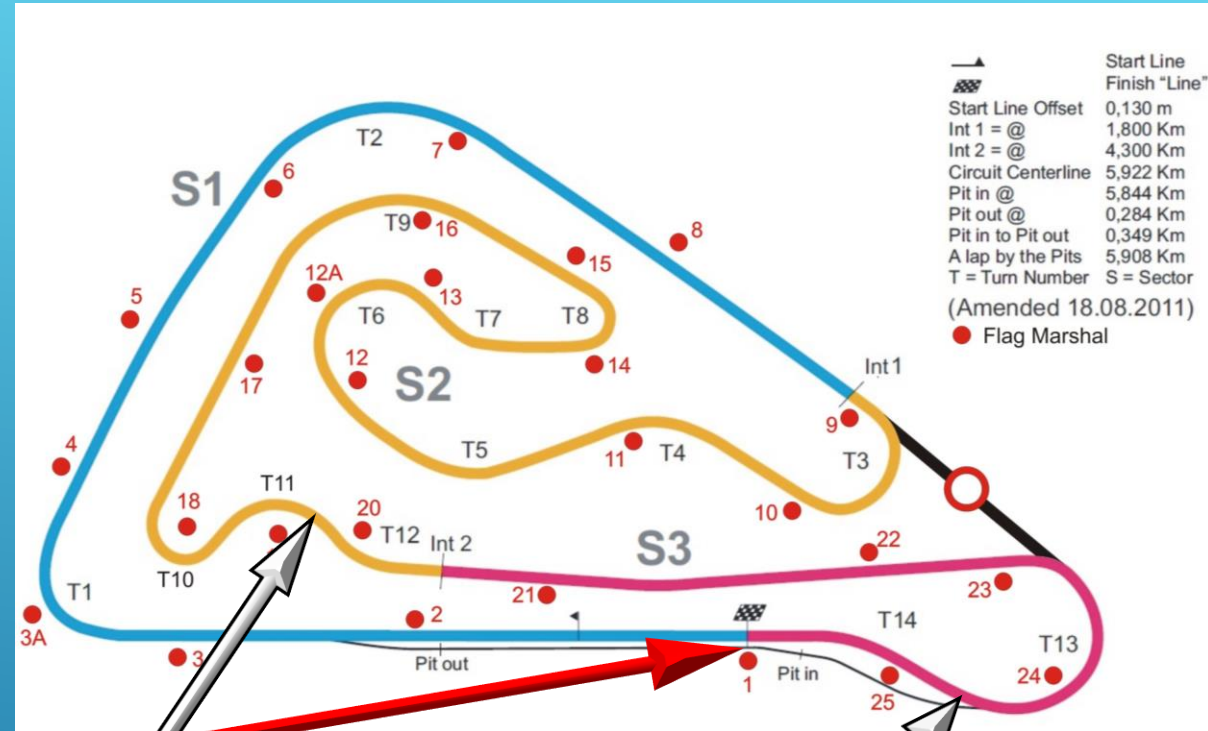
# Shortening the track is forbidden

*It is only permitted if the practice is suspended (red flag) or on instruction of the marshals to do so*





# SAFETY CAR

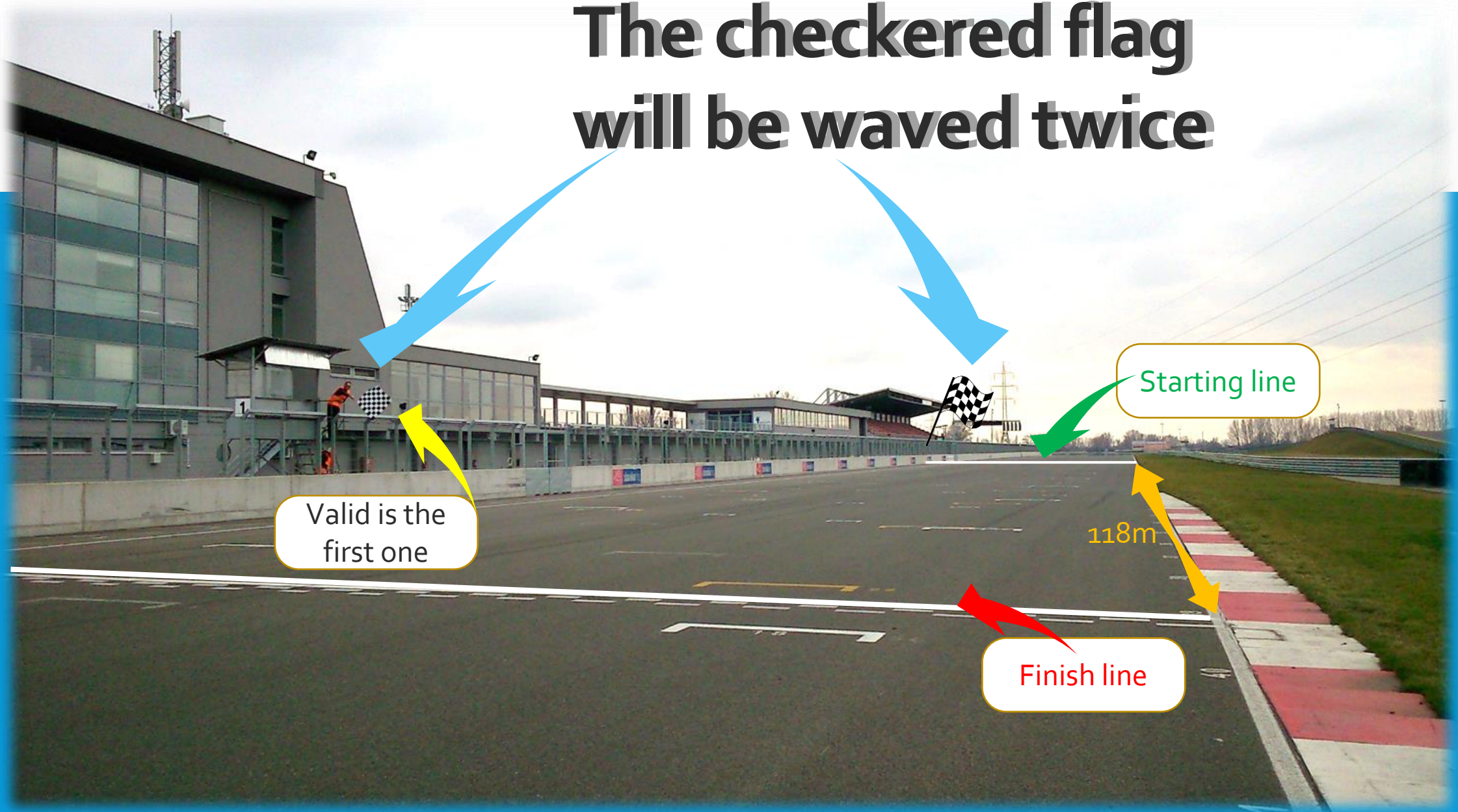


As long as the Safety Car lights are on, cars should follow exactly the trajectory of the SC, also if this is not the normal racing line.

When the safety car turn off its lights at this point, this will be the signal - safety car in this lap going down!

when the SC is over the safety car line 1 and SC is going into pit lane - green flag at all marshals posts, **but overtaking will be allowed from the finish line.**  
(appendix H art. 2.10.10)

# The checkered flag will be waved twice





# ENDURANCE race



- 1H + 1 lap Endurance race will take place. After the time of 60 minutes, the pole position driver and everyone else will be shown the LAST LAP board.
- Obligatory pit stop must begin between the 25th & 35th min. with driver change in 2 driver's crew \*
- Minimum time in the pit lane have to be 120 sec. (see page 9) \*\*
- **Wearing short pants and open shoes in the pit lane during this race is strictly prohibited \*\*\***
- Refuelling –
  - Max. 3 team members in front of the pits in the inner lane or at the end of the pit lane marked as "refuelling zone".
  - Use cans with max. 25 liters capacity or a rotating system manually operated with max. 60 litres capacity. Using refuelling tower is forbidden.
  - A team member must be ready with a fire extinguisher of at least 6 kg capacity.
  - On refuelling, the competitor must ensure, that the car was electrically grounded before and during the refuelling procedure, that the car is standing on its complete wheels, that the engine is switched off, that the safety belts of the driver, if remaining in the car, were released, that no works were done on the car.
  - All these team members must wear completely flame proof equipment (overalls, gloves, balaclavas and helmets). \*\*\*\*
- The maximum number of mechanics / persons in pit lane in the same time is 4 + „manager“

**Please read the FIA CEZ Regulations point 5.3 b – Organisation of the endurance race for additional informations**

# REFUELING ZONE



Teams without boxes, in endurance race this is the refuelling zone



Use the lightning conductor for grounding  
Wire between exhaust and lightning conductor is enough.




60 km/h and 120 sec. obligatory pit stop from this line.





# Parc fermé



Controlled by marshals  
after qualifying and race



**JURY**  
first floor, on the  
right, office 3

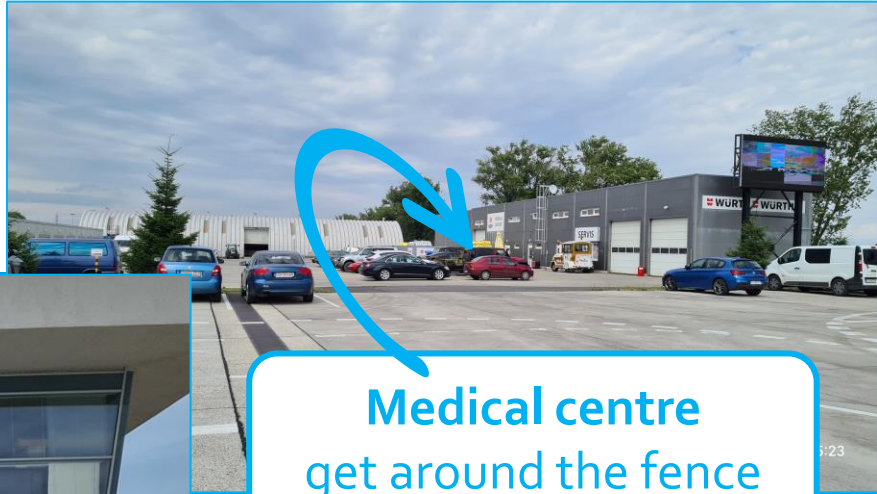
**Administrative  
inspection**  
first floor, on the  
right, office 1

**Race control**  
first floor, on the  
left




**Scrutineering  
box 0**

**Race office  
on the ground  
floor to the right**



**Medical centre  
get around the fence**



**entrance**

júna 2023 15:23







at least 3m



**Please keep this road clear for emergency vehicles**

! if not, we cannot deliver the car to you and it will be placed in the middle of the paddock. Of course, other help will also be limited! !

# Official results service



**Sportivity**

For direct event information please download the Sportivity app and insert this password:

**VCSR2024**

Sportivity app is available in

Available on the App Store

Get it on Google play

www.sportivity.com

Two QR codes are located below the App Store and Google Play logos.


The results of trainings, races, jury decisions, as well as all important documents will be available in the application immediately



# PRICE GIVING CEREMONY

Entrance between  
boxes 20 & 21  
next to the main  
tribune

few minutes  
after each race





Any questions

you can find as on the first floor of the tower in  
the race control room



# THANK YOU

FOR ATTENTION AND I WISH YOU A SUCCESSFUL WEEKEND WITHOUT  
ACCIDENTS

Peter Kevický  
Race Director